

11 Who Needs Jesus?



*Teaching Kids How to
Share Their Faith*



Who Needs Jesus?



**Teaching Kids How to
Share Their Faith**

This month of lessons is to help kids discover who they know that needs Jesus and what they can do to make that introduction. These four lessons will lead the kids to

1. **See Them:** identify someone they know who needs to meet Jesus
2. **Pray for them:** intercessory prayer on their behalf
3. **Talk to Them:** interact with them
4. **Invite them:** to church for a celebration and to meet Jesus!

Children are five times more likely to invite a friend to church than an adult and five times more likely to share their faith than an adult – we need to give them the motivation, encouragement, and tools to do just that!

Who needs Jesus? Everyone! Let's spend the next four weeks discovering who they are and how we can make an introduction! Then on week 5, plan a celebration where everyone invites their friends to meet Jesus and Celebrate that He has picked all of us to be on His team!!




These are written for a large group setting in a 60-minute format.

A Few Thoughts on Children's Ministry:

It is crucial that we take complete advantage of the few moments we have with children in their lifetime to instruct, demonstrate, and model for them God's love and promises. Never

again will they be more open to hear than as children. It is our privilege and duty to make valuable use of that precious time.

Attitude and preparedness are the key ingredients to a successful, productive ministry.

-  Ask God to give you a heart for each and every child. Pray for them by name and allow yourself to love them.
-  You also must make every effort to have a warm, inviting atmosphere in your children's church room. Kids decide in the first three minutes if they are going to stay mentally or go. How they are greeted, what the room looks like, and your attitude are the things that will keep them engaged.
-  The kids deserve your very best. You must plan ahead, prepare, review, study, and be early in order to be prepared and present your very best. Know where you're going, know what you're going to say and do, and always have a contingency plan for surprises.

The final thought is you have to live what you preach. Kids will know if you are authentic and your attitude, actions, and reactions will show them if you believe what you've been saying.

For more information and assistance on starting a children's ministry in your church, contact me at:

Rev. Colleen Derr, Director of Children's Ministries
PO Box 50434 Indianapolis, IN 46250
Or e-mail childrensministry@wesleyan.org

Songs in worship section taken from:

Super Strong God (Hillsong Live Worship for KIDS Integrity Music 2006)
Available through Wesleyan Publishing House

LESSON ONE:

WON'T YOU BE MY NEIGHBOR?

SEE THEM! Identify someone you know who needs to meet Jesus

One day an authority on the law stood up to put Jesus to the test. "Teacher," he asked, "what must I do to receive eternal life?" "What is written in the Law?" Jesus replied. "How do you understand it?" He answered, "'Love the Lord your God with all your heart and with all your soul. Love him with all your strength and with all your mind.' — (Deuteronomy 6:5) And, 'Love your neighbor as you love yourself.' —(Leviticus 19:18) "You have answered correctly," Jesus replied. "Do that, and you will live." But the man wanted to make himself look good. So he asked Jesus, "And who is my neighbor?"




(Luke 10:25-29, NIV)

Memory Verse: Luke 10:27 *Love the Lord your God with all your heart and with all your soul. Love him with all your strength and with all your mind. And love your neighbor as yourself.*

Preparation:

Read Luke 10:25-37 in its entirety. Pray for the class and over verse 27 that the Lord will help you clearly communicate so they will see who their neighbors are.

Read the lesson thoroughly and gather necessary materials:

-  The song: *Won't you be My Neighbor* from Mr. Roger's Neighborhood TV show:
Download the music from http://pbskids.org/rogers/songlist/song1_ra.html
-  Sneakers and a button up sweater for you to wear
-  Print pictures or download to a slide: Mr. Rogers Neighborhood from:
http://pbskids.org/rogers/songlist/song1_ra.html

- 🔑 Hillsong Live Worship for KIDS! Super Strong God Integrity Music, 2006 CD or DVD
- 🔑 Costumes for characters in Good Samaritan story and recruit actors to play the parts (“man”, robbers, priest, Levite, Samaritan, inn owner)
- 🔑 Create cards to write the name of someone they know who needs to meet Jesus....their “neighbor”. Title them “Won’t you be my Neighbor” and make each card with a matching top and bottom (one half to take home, the other to mount in the room). Adhesive magnet sections for half of the cards to take home.
- 🔑 Create a bulletin board or wall area that says “Welcome to the Neighborhood.” This will be the wall they will place the top half of their cards.

Opening:

Play music *Won’t you be My Neighbor* from Mr. Roger’s Neighborhood TV show while kids are coming in.

- 🔑 Sing along with the song and imitate Mr. Roger’s opening of his show: put on sneakers and a sweater.
- 🔑 Have pictures of Mr. Roger’s neighborhood (slide or printed pictures)

Ask:

- 🔑 Why is Mr. Rogers the kind of neighbor we would all like to have?
Let them share answers: he’s nice, he has neat friends, he teaches us things, etc.

Show a video clip from the movie, *Home Alone*

- 🔑 First clip is at 5 minutes, 45 seconds
Start: The two brothers are looking out the window and one asks the other: “Who’s he?” End: The old man looks up and the boys close the curtain.

Ask:

- 🔑 Is this the kind of neighbor they would like to have? Why not?
Let them share: scary, mean, ugly, etc...
- 🔑 What kind of neighbor would you like to have, Mr. Rogers or the man in the video clip?

Show second video clip from *Home Alone*:

- 🔑 Start time at 1 hour, 29 minutes Start: burglars open door to basement End: old man is carrying Kevin outside

Ask:

- 🔑 Now how do you feel about the “scary, mean, ugly” neighbor of Kevin’s?
- 🔑 What does that tell us about people? [We can’t judge them by how they look, we shouldn’t listen to stories or gossip about people, etc.]
- 🔑 How was the man in the second video clip a good neighbor to Kevin?

Music:

Let Your Light Shine from Hillsong Live Worship for KIDS! Super Strong God Integrity Music, 2006.

Let the Children Come from Hillsong Live Worship for KIDS! Super Strong God Integrity Music, 2006.

Radio Hillsong Live Worship for KIDS! Super Strong God Integrity Music, 2006.

Lesson:

Have actors off stage in their pre-assigned costumes. Read story from Bible: Luke 10:30-35, have actors act out scenes as you read.

"A man was going down from Jerusalem to Jericho. Robbers attacked him. They stripped off his clothes and beat him. Then they went away, leaving him almost dead. A priest happened to be going down that same road. When he saw the man, he passed by on the other side. A Levite also came by. When he saw the man, he passed by on the other side too.



But a Samaritan came to the place where the man was. When he saw the man, he felt sorry for him. He went to him, poured olive oil and wine on his wounds and bandaged them. Then he put the man on his own donkey. He took him to an inn and took care of him. The

next day he took out two silver coins. He gave them to the owner of the inn. 'Take care of him,' he said. 'When I return, I will pay you back for any extra expense you may have.'

Ask: "Which of the three do you think was a neighbor to the man who was attacked by robbers?" (Luke 10:36 NIV) Allow students time for responses – ask them to explain why they made their choice.

Verse 37 gives us the answer: *The one who felt sorry for him.* And Jesus goes on to say: *"Go and do as he did".* What does that mean for us? How do you think Jesus wants us to be someone's neighbor?

See Them:

Who do you know that needs a neighbor like that? Who do you know that needs someone to be kind, nice, and friendly to them? Explain a neighbor is not just someone who lives next door, but anyone we meet during the day.

Activity:

Provide each student a "Won't you be my Neighbor" card. Have them think of someone they know who needs to meet Jesus. Someone they can be kind, nice and friendly to. Have students write the name of that person on the top and bottom half of the card. Cut the card in half. Put an adhesive magnet section to the back of the half they will take home to place on their refrigerator. Have the students put the other half on your neighborhood wall in the classroom.

Application:

Jesus wants us to treat everyone we meet like the Samaritan in the story – like our neighbor. Neighbors live beside us, ride our school buses, sit in our classrooms and lunchrooms by us, play with us on the playground, and see us at the store and church. Put your magnet of your neighbor's name on your refrigerator so you remember to be kind to them this week. Remember – they need to meet Jesus!

LESSON TWO:

POWER PLAY: PRAY

So admit to one another that you have sinned. Pray for one another so that you might be healed. The prayer of a godly person is powerful. It makes things happen. Elijah was just like us. He prayed hard that it wouldn't rain. And it didn't rain on the land for three and a half years. Then he prayed again. That time it rained. And the earth produced its crops. (James 5:16-18 NIV)






Memory Verse: *The prayer of a godly person is powerful. It makes things happen. (James 5:16b NIV)*

Preparation:

Read James 5:16-17 and I Kings 18:1-39

Pray for the class

Read the lesson thoroughly and gather necessary materials:




-  Hillsong Live Worship for KIDS! Super Strong God Integrity Music, 2006 CD or DVD
-  Hockey footage: *Miracle* the movie of the 1980 US team (another hockey video or hockey pictures)
-  Hockey equipment: sticks and puck (authentic or improvised)
-  A flashlight, potted plant and a candle
-  Pieces of wood, a container of water, and a drop cloth or large plastic container
Popcorn for a snack

Opening:



Show scene from movie, *Miracle*, another hockey video or hockey pictures

Say: In hockey – a real advantage to winning the game is by having a “Power Play”

Let's see what that looks like:

-  Gather two groups of kids, one team A (4 kids) and one team B (5 kids).
-  Give them "hockey gear" and a "puck".
-  **Ask:** Which team would have an advantage? [The team with one more player] Why?

That's what makes it a power play. In hockey when one team has to play a player short because of a foul, the other team has an advantage – a great time to score – a "Power Play"

-  Which team would you want to be on?
-  Have them cheer for which team – Help them see that the "Power Play" team is the one to choose.

Music:

Let Your Light Shine from Hillsong Live Worship for KIDS! Super Strong God Integrity Music, 2006.



Let the Children Come from Hillsong Live Worship for KIDS! Super Strong God Integrity Music, 2006.

Radio Hillsong Live Worship for KIDS! Super Strong God Integrity Music, 2006.



Lesson:

The song tells us to "let your light shine" How can we do that? Letting our light shine takes power. It requires a "Power Play"



Have the flashlight.

-  Ask the kids: What makes this flashlight work? [battery is the power source]
-  What else needs batteries for power?

Have a potted plant.

-  Ask the kids: What makes this plant grow? [water, soil, sunlight – they are the power source]
-  What other things need water, soil and sunlight to grow?



Have a burning candle.

-  Ask the kids: What makes this candle burn? [put a glass jar over candle, hold until it goes out – oxygen is the power]
-  What other things need oxygen for power?

Oxygen is our power source to breath, but PRAYER is our power source. In fact, when we pray we get on the “Power Play” team.

In I Kings 18:22-39 a man of God, Elijah, prays and God performs a “Power Play”. Read the story and demonstrate by building a wood altar, then pouring water over it.

Ask:

-  How did wet wood catch on fire? [Elijah prayed and God answered his prayer with power – fire]
-  Whose team would you have wanted to be on there? [the one with the power play – God]

You are on God’s team and you have access to His power too – just like Elijah. All you need to do is believe in your heart and pray!

Activity:

Last week we all named someone we want to be our neighbor – someone who needs to meet Jesus. Who were some of them?

This week we are going to pray for our neighbors. We are going to pray – popcorn prayers. Everyone sit on the floor in a circle. Just like when popcorn is heated up – the power makes the popcorn pop up – I want you to pop up when it’s your turn and pray for your neighbor. You can say a sentence prayer or just say: God be with (their neighbor’s name).

Option:

Serve popcorn as a snack

Application:

This week I want you to popcorn pray for your neighbor every day. When you open the refrigerator to get out milk at breakfast – pray for God to be with them. When you open the refrigerator to get a snack – pray for God to be with them. When you open the refrigerator to get a drink – pray for God to be with them. Quick prayers – asking God for a “Power Play”!

LESSON THREE:

Let YOUR LIGHT SHINE . . . SPEND TIME WITH YOUR NEIGHBOR

You are the light of the world. A city on a hill cannot be hidden. Neither do people light a lamp and put it under a bowl. Instead they put it on its stand, and it gives light to everyone in the house. In the same way, let your light shine before men, that they may see your good deeds and praise your Father in heaven. (Matthew 5:14-16 NIRV)






Memory Verse: *...let your light shine before men, that they may see your good deeds and praise your Father in heaven. (Matthew 5:16)*

Preparation:

Read Mark 5:1-20 and Matthew 5:12-16

Pray for your class

Read the lesson thoroughly and gather necessary materials:



-  Glow sticks, flashlights or candles for each child (the kind of candles used at Christmas candlelight services, will need extra adult supervision if using candles)
-  Large Flashlight that shines brightly – flood light or spotlight
-  A pinhole picture (white paper, black construction paper, paper clips)
-  Covering for windows to darken the room: if possible create a cave-like atmosphere (damp, cool, totally dark, dripping sound or bat sounds)
-  Hillsong Live Worship for KIDS! Super Strong God Integrity Music, 2006 CD or DVD



Opening:

When children arrive, have the room darkened – cover the windows and turn out the lights. Remove furniture or provide guides to help them enter the room safely and find a seat on the floor in a small circle.

Ask:

-  How did it feel to walk into a dark room today?
-  Have you ever been in the complete dark? How did that feel?

A cave is a really dark place – as you climb down into a cave you can feel the air temperature change, the walls of the cave begin to get damp and wet, you can hear water dripping and perhaps a bat wing flapping, and when the guide turns off his light – it is total dark. You cannot see your hand in front of your face.

In that moment you need someone to....let their light shine!

Music:

Let Your Light Shine from Hillsong Live Worship for KIDS! Super Strong God Integrity Music, 2006.

Let the Children Come from Hillsong Live Worship for KIDS! Super Strong God Integrity Music, 2006.

Radio Hillsong Live Worship for KIDS! Super Strong God Integrity Music, 2006.

Lesson:

Jesus had been talking and teaching about how his followers – disciples were to live. He shared what kinds of things Christians were to do. He gave them two pictures to think about and one of them was of a cave....like we experienced, a dark, cool, damp place where there is no light and you can't see your hand in front of your face. A place that is scary and when walking around in you could get hurt!





Jesus said the world is like one big cave and people are walking around in the dark – not dark like a cave using their eyes, but dark in their hearts....not only is it scary but it is sad too and

lonely. These people need someone to let their light shine so they can see – see Him!

Guess what? You are the light they need! This is what he says:

"You are the light of the world. A city on a hill cannot be hidden. Neither do people light a lamp and put it under a bowl. Instead they put it on its stand, and it gives light to everyone in the house. In the same way, let your light shine before men, that they may see your good deeds and praise your Father in heaven. (Matthew 5:14-16 NIV)

Object Lesson – shining light on a dark picture....you are the flashlight to the world.

-  Write the words "Jesus Shines Through Me" on a white sheet of paper.
-  Lay a black sheet of construction paper over the white paper, paper clip the edges to hold still.
-  Using an unfolded large paper clip, poke holes through both papers outlining the words "Jesus Shines Through Me".
-  When finished, throw the white paper away.

Ask: if they can see what is written on the construction paper. When you hold the paper up to a light (window, flashlight, light bulb) the light shines through and you can read the words. Talk about how they can shine their light to their neighbors who need to meet Jesus:

Activity:

Play charades with ways to be Jesus' light to our neighbors. Kids can make up their own or you can provide ideas for them to act out. Have the group try to guess what they are doing and tell how that shows Jesus' light.

Application:

Challenge this week is to find 3 ways to show Jesus' light to your neighbor – the one whose name is written on your refrigerator. The goal is to shine Jesus' light all the time...without keeping track!

LESSON FOUR:

PICK ME! PICK ME! PICK ME! . . .

I CHOOSE YOU!

Romans 3:23: *Everyone has sinned. No one measures up to God's glory.*

Romans 6:23: *When you sin, the pay you get is death. But God gives you the gift of eternal life because of what Christ Jesus our Lord has done.*

Romans 5:8: *But here is how God has shown his love for us. While we were still sinners, Christ died for us.*

Romans 10:9: *Say with your mouth, "Jesus is Lord." Believe in your heart that God raised him from the dead. Then you will be saved.*






Memory Verse: *God loved the world so much that he gave his one and only Son. Anyone who believes in him will not die but will have eternal life. (John 3:16, NIV)*

Preparation:

Read Romans 3:23, 6:23, 5:8 and 10:9, John 3:16, Matthew 4:18-22 & Matthew 21:1-11

Pray for your class

Read the lesson thoroughly and gather necessary materials:

-  Ask a couple of volunteers (teens would work well) to act, baseball equipment
-  Have party materials: Noise Makers, Streamers, Balloons, Funny Hats in a bag
-  Palm branches – one per child (can get from local greenery or florist, order ahead) in a bag/container
-  Hillsong Live Worship for KIDS! Super Strong God Integrity Music, 2006 CD or DVD
-  Invitations to send home for Celebration Sunday




Opening:

As students enter, have music: "Take me out to the Ballgame" playing. Have images of ballfields or try to create an image of a baseball field in your classroom. Create atmosphere that kids are arriving at a ball game.

Have volunteers come out and act out scene: (choosing two captains and then proceeding to pick teams one by one with "kids" who aren't picked as the time goes getting more and more upset, embarrassed, and hurt.

Have one of the kids from the beginning saying over and over again: "Pick me! Pick me! Pick me!" Make that the one person who doesn't get picked to the very end.)

Ask:

-  Have you ever been in this situation – where you wanted so badly to be picked? Maybe for a team, or a group to do a musical, or for a play, or to play on the playground, by your teacher to help, by your parents, by your friends to go to a party?
-  Why did he keep saying "Pick me!"?
-  What is there about being picked that makes us happy?

Today we are going to hear how Jesus says to us – all of us: "I choose you!"

Music:

Let Your Light Shine from Hillsong Live Worship for KIDS! Super Strong God Integrity Music, 2006.

Let the Children Come from Hillsong Live Worship for KIDS! Super Strong God Integrity Music, 2006.

Radio Hillsong Live Worship for KIDS! Super Strong God Integrity Music, 2006.

Lesson:





Just like the kids in the skit wanted to be picked – we all want to be picked and the good news is that Jesus came to earth just for you....because he chose you!

And that is a reason to celebrate! To have a party!

In Matthew 21 there is a story of a party.


When you think of having a party what are some of the things you do with these items?

[have a student or students demonstrate each item that is brought out of the bag]

-  Noise Makers
-  Streamers
-  Balloons
-  Funny Hats



Well this party had no streamers, but what they had were palm branches!

-  [get out another bag filled with palm branches – one per child and distribute]

They had no noise makers, but they all shouted the same thing: “Blessed is he who comes in the name of the Lord!”

-  [ask the kids to say that together, repeating phrase several times]


They had no balloons, but they marched through the city waving their branches and chanting.

-  [march around room waving their branches]

Ask: What were they celebrating? [Jesus had come to town!]

Guess what? Jesus has come to our town too! So let’s have a party! [march through room, hallways, etc. and wave branches, and say your chant together]

Ask:

 Why are we so happy that Jesus is here? Because he came to earth to pick you, and you, and you, he came to pick all of us! He chose you! And that's a reason to celebrate!

Application:

Your neighbor who needs to meet Jesus, they are saying inside "Pick me!" They need to know that Jesus already did. That Jesus loves them and wants to be their forever friend. This week share your palm branch with your neighbor and tell them how much Jesus loves them. Then invite them to come to church next week for our special Celebration Sunday!

How will your neighbor know? You have to tell them. Tell them what? Tell them that Jesus says: "I Choose You!"

LESSON ONE: WON'T YOU BE MY NEIGHBOR?

Luke 10:27 says: Love the Lord your God with all your heart and with all your soul. Love him with all your strength and with all your mind. And love your neighbor as yourself.

Jesus wants us to treat everyone we meet like the Samaritan in our story today – like our neighbor.

Neighbors live beside us, ride our school buses, sit in our classrooms and lunchrooms, play with us on the playground, and see us at the store and church.

Challenge for the week:

WHAT CAN I DO TO SHOW KINDNESS TO MY NEIGHBOR?

FIRST:

- Put magnet of your neighbor's name on your refrigerator
- As you see that magnet remember to be kind to them with week
- Remember they need to meet JESUS

SECOND:

- THINK OF WAYS YOU CAN SHOW KINDNESS TO YOUR NEIGHBOR:

1. _____

2. _____

kindness

LESSON TWO: POWER PLAY: PRAY

James 5:16b says: The prayer of a godly person is powerful. It makes things happen.

Just as the flashlight needed batteries for power , the plant needed water, soil, sunlight and the candle needed oxygen, we are reminded that our POWER source comes from GOD.

You are on God's team and have access to HIS POWER-just like Elijah. All you need to do is believe in your heart and pray!

Challenge for the week:

This week every time you open the refrigerator for:

- Breakfast - pray for God to be with your neighbor
- a snack – pray for God to be with your neighbor
- a drink – pray for God to be with your neighbor

Remember: Quick prayers – asking God for a “Power Play”

pray

LESSON THREE: Let YOUR LIGHT SHINE . . . SPEND TIME WITH YOUR NEIGHBOR

Matthew 5:16 says: ..let you light shine before men, that they may see your good deeds and praise your Father in heaven.

Challenge for the week:

Find 3 ways to show Jesus' light to your neighbor-the one whose name is written on your refrigerator. The goal is to shine Jesus' light all the time...naturally.

THREE WAYS TO SHOW JESUS' LIGHT TO YOUR NEIGHBOR ARE:

1. _____

2. _____

3. _____

shine!

LESSON FOUR: PICK ME! PICK ME! PICK ME! . . . I CHOOSE YOU!

John 3:16 says: God loved the world so much that he gave his one and only Son. Anyone who believes in him will not die but will have eternal life.

Your neighbor needs to know that Jesus already picked them and that He loves them and wants to be their forever friend.

Challenge for the week:

- share your palm branch with your neighbor and tell them how much Jesus loves them
- invite your neighbor to come to church next week for our special Celebration Sunday
- tell your neighbor Jesus chooses them



I CHOOSE YOU!

To join me for a CELEBRATION party!

WHEN:

WHERE:

WHO: YOU!

Join me as we play games, have great snacks, make new friends,
and meet someone special!

